


## PHE Voltage Detector

### Nominal voltages up to 30 kV / 50 Hz

- Also for use in wet weather 
- Category "S" for indoor and outdoor installations
- With self-testing device
- Visual indicator
- Wide nominal voltage ranges
- Short transport length due to removable insulating rod

#### Self-testing device

The electronic PHE voltage detector has an integrated self-testing device. When switching on the device, the electronic circuit is automatically tested for correct functioning (threshold). The detector is only ready for operation if the function test has been performed successfully.

#### Battery exchange

The PHE voltage detector is supplied with 4 Mignon cells IEC IR 6. These cells are situated in a separate battery compartment to allow for easy battery exchange.

Low batteries of PHE Voltage Detector are indicated by both illuminated LEDs when switching on the device.



Before verifying safe isolation from power supply, a function test has to be carried out. When pressing the "TEST" button the red light is flashing.



After releasing the button, the green light is illuminated. The device has performed the function test successfully and is therefore ready for operation.



## SAFETY EQUIPMENT

### VOLTAGE DETECTORS

EN/IEC 61243-1 (DIN VDE 0682 Part 411)



PHE Voltage Detector with visual indicator.

#### Technical Data

Test prod	Glass-fibre reinforced epoxy resin tube, Ø20 mm, grey; Test electrode made of Cu alloy/gal Sn Ø20 mm, tooth shape for reliable contact, with female M8 thread for supporting attachable electrodes and test probes
Indicator	Plastic, fully-insulated, black
Indication	Red light '4' (flashing light); Green light '0' (permanent light)
Insulating rod	Glass-fibre reinforced polyester tube, Ø30 mm, grey, detachable, with handguard for safe handling; Endpiece with non-slip plastic cap
Operating temperature range	-25° C ... +55° C, Climatic category N



#### Special features of the switchable detector 3 ... 10 / 6 ... 20 kV / 15 ... 30 kV:

The nominal voltage selector switch can be set into 3 positions with the respective voltage ranges. For safety reasons, the detector can only be activated in the most sensitive position 3 ... 10 kV. The switch snaps into the respective position and is thus secured against unintended changing of the position. The switch is moved by a magnetically operated, wear-resistant reed switch.

## SAFETY EQUIPMENT

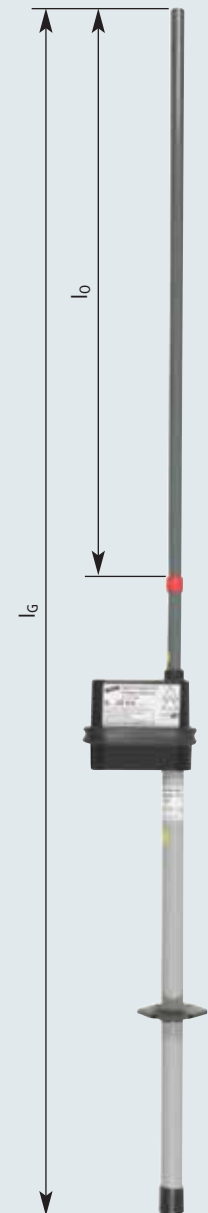
## PHE Voltage Detector

## VOLTAGE DETECTORS



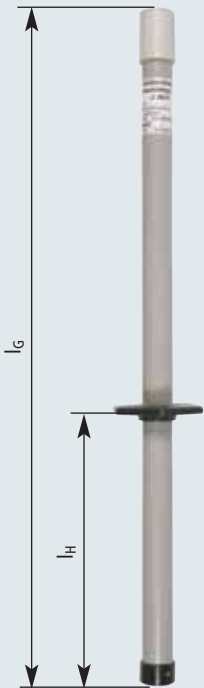
Type	Nominal voltage $U_N$	Total length $l_G$	Inserting depth $l_0$	Part No.
<b>A Nominal voltages up to 30 kV / 50 Hz</b> Category "S"				
PHE 3 S	3 kV	1115 mm	320 mm	767 403
PHE 6 S	6 kV	1115 mm	320 mm	767 406
PHE 10 S	10 kV	1115 mm	320 mm	767 418
PHE 20 S	20 kV	1300 mm	505 mm	767 428
PHE 30 S	30 kV	1460 mm	665 mm	767 438
<b>B Nominal voltage ranges up to 30 kV / 50 Hz</b> Category "S"				
PHE 3 10 S	3 ... 10 kV	1375 mm	580 mm	767 410
PHE 6 20 S	6 ... 20 kV	1565 mm	770 mm	767 420
PHE 15 30 S	15 ... 30 kV	1565 mm	770 mm	767 430
<b>C Nominal voltage ranges up to 30 kV / 50 Hz, switchable</b> Category "S"				
PHE U 3 30 S	3 ... 10 / 6 ... 20 / 15 ... 30 kV	1565 mm	770 mm	767 433

Voltage detectors for other nominal voltages and frequencies available on request.



## Accessories for PHE Voltage Detector

## SAFETY EQUIPMENT VOLTAGE DETECTORS



### Insulating rod with threaded socket for handle extension

Endpiece with female thread TR 16 x 4

Type	Total length $l_G$	Length of extension $l_H$	Part No.
IS PHE M12 TR16	635 mm	370 mm	766 030 <span style="color: red;">new</span>



Screwing the handle extension HV TR16 710 into insulating rod IS PHE M12 TR16.



### Handle extension with threaded pin TR 16 x 4

For screwing into the endpiece of the insulating part with female thread TR 16 x 4  
With non-slip plastic cap

Type	Total length $l_G$	Part No.
HV TR16 710	710 mm	766 035 <span style="color: red;">new</span>

### Adapter

For screwing into the threaded TR 16 x 4 socket for handle extension with IS SQ insulating rods or ES SQ earthing rods



Type	Part No.
AD HV TR16 SQ	765 013 <span style="color: red;">new</span>

## SAFETY EQUIPMENT


## Accessories for PHE Voltage Detector

## VOLTAGE DETECTORS

## Sheet Metal Case, empty

Hammer-finished with retaining springs

Type	Colour	Dimension	For PHE Total length	Part No.
SKL 92 16 10 BL	●	920 x 160 x 100 mm	up to 1460 mm	766 703
SKL 116 16 10 BL	●	1160 x 160 x 100 mm	from 1460 mm	766 603



## Plastic Case, empty

With foamed insert

Type	Colour	Dimension	For PHE Total length	Part No.
KKL 92 20 12 V3 SCH	●	920 x 200 x 120 mm	up to 1460 mm	766 905
KKL 113 20 12 SCH	●	1130 x 200 x 120 mm	from 1460 mm	766 906



## Artificial Leather Bag, empty

With shoulder strap

Type	Colour	Dimension	Part No.
KLT 121 25 16 BR	●	Ø250/160 x 1210 mm	766 601



## Supporting device


For wall mounting

Type	Colour	Dimension	Part No.
HV P ST D30 40	●	530 mm	700 007



## PHE Voltage Detector

### Nominal voltages up to 110 kV / 50 Hz

- Also for use in wet weather 
- Category "S" for indoor and outdoor installations
- With self-testing device
- Visual indicator
- Short transport length due to removable insulating rod

#### Self-testing device

The electronic PHE voltage detector has an integrated self-testing device. When switching on the device, the electronic circuit is automatically tested for correct functioning (threshold). The detector is only ready for operation if the function test has been performed successfully.

#### Battery exchange:

PHE voltage detector is supplied with 4 Mignon cells IEC LR 6. These cells are situated in a separate battery compartment to allow for easy battery exchange.

Low batteries of PHE Voltage Detector are indicated by both illuminated LEDs when switching on the device.



## SAFETY EQUIPMENT

### VOLTAGE DETECTORS

EN/IEC 61243-1 (DIN VDE 0682 Part 411)



PHE voltage detector used for a 110 kV outdoor station.

#### Technical Data

Test prod	Glass-fibre reinforced epoxy resin tube, Ø28 mm, with silicone elastomer coating, grey; Test electrode made of Cu alloy/gal Sn, y-shape electrode, detachable
Indicator	Plastic, fully-insulated, black
Indication	Red light '4' (flashing light); Green light '0' (permanent light)
Insulating rod	Glass-fibre reinforced epoxy resin tube, Ø44 mm, foamed with polyurethane, with silicone elastomer coating and -shields, grey, detachable; Endpiece with non-slip loop (Al/rubber)
Operating temperature range	-25° C ... +55° C, Climatic category N

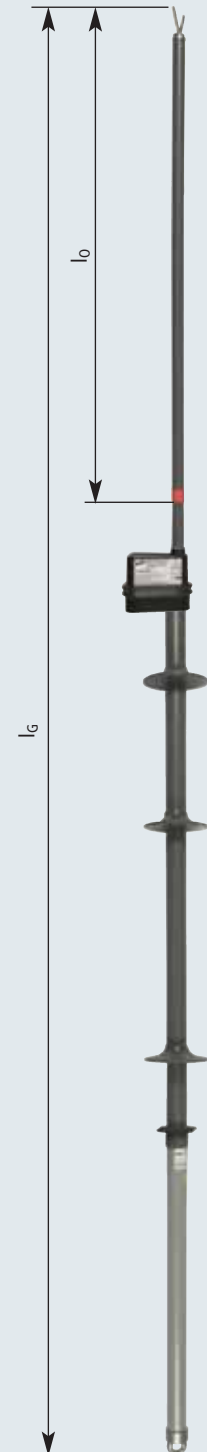
## SAFETY EQUIPMENT

## PHE Voltage Detector

### VOLTAGE DETECTORS

Type	Nominal voltage $U_N$	Total length $l_G$	Inserting depth $l_0$	Quantity of shields	Part No.
<b>A Nominal voltages up to 110 kV / 50 Hz</b> Category "S"					
PHE 60 S	60 kV	2460 mm	830 mm	2 pc(s)	<b>767 460</b>
PHE 110 S	110 kV	3030 mm	1000 mm	3 pc(s)	<b>767 411</b>

Voltage detectors for other nominal voltages and frequencies available on request.



#### Accessories for PHE Voltage Detector

##### Artificial Leather Bag, empty

With shoulder strap



Type	Colour	Dimension	Part No.
KLT 209 10 16 BR	●	2090 x 160 x 100 mm	<b>766 608</b>

##### Supporting device

For wall mounting

Type	Colour	Dimension	Part No.
HV P ST D40 45	●	530 mm	<b>700 008</b>

